


















Allen Chapel A.M.E. Church From Frederick MD

	1: Start out going WEST on E PATRICK ST/MD-144 W toward N MARKET ST/MD-355 N.	0.6 mi
	2: Take S JEFFERSON ST.	0.8 mi
	3: Merge onto US-40 E toward I-270 S/I-70.	0.5 mi
	4: Merge onto I-270 S.	30.3 mi
	5: Keep RIGHT to take I-270 SPUR S toward I-270/WASHINGTON/I-495/NORTHERN VIRGINIA.	2.0 mi
	6: I-270 SPUR S becomes I-495 S/CAPITAL BELTWAY (Crossing into VIRGINIA).	3.8 mi
	7: Take the GEO WASH MEM PKWY exit, EXIT 43-44, toward VA-193/WASHINGTON/GEORGETOWN PIKE.	0.4 mi
	8: Take the GEO WASH MEM PKWY exit, EXIT 43, toward WASHINGTON.	0.6 mi
	9: Merge onto GEORGE WASHINGTON MEMORIAL PKWY S (Passing through DISTRICT OF COLUMBIA, then crossing into VIRGINIA).	10.9 mi
	10: Merge onto I-395 N toward WASHINGTON (Crossing into DISTRICT OF COLUMBIA).	1.7 mi
	11: Keep LEFT to take I-295 S.	0.4 mi
	12: Take the SOUTH CAPITOL STREET exit.	0.3 mi
	13: Turn SLIGHT RIGHT onto S CAPITOL ST SW/S CAPITOL ST SE. Continue to follow S CAPITOL ST SW.	1.2 mi
	14: Turn SLIGHT LEFT onto SUITLAND PKWY SE.	2.3 mi
	15: Take the ALABAMA AVE ramp.	0.3 mi
	16: Turn RIGHT onto ALABAMA AVE SE.	0.5 mi
	17: End at 2498 Alabama Ave SE Washington, DC 20020-2710	

Estimated Time: 1 hour 13 minutes Estimated Distance: 56.30 miles