















Allen Chapel A.M.E. Church from Baltimore

	1: Start out going WEST on E LOMBARD ST toward S CHARLES ST.	
	2: Turn LEFT onto S HOWARD ST.	0.2 mi
	3: S HOWARD ST becomes I-395 S.	0.7 mi
	4: Merge onto I-95 S via the exit on the LEFT toward WASHINGTON.	5.8 mi
	5: Take the I-195 E/MD-166 exit, EXIT 47B-A, toward BWI AIRPORT/CATONSVILLE.	0.2 mi
	6: Merge onto I-195 E via EXIT 47A on the LEFT toward BWI AIRPORT.	2.7 mi
	7: Merge onto MD-295 S via EXIT 2B toward WASHINGTON (Crossing into DISTRICT OF COLUMBIA).	28.3 mi
	8: Take the PENNSYLVANIA AVE. EAST exit.	0.1 mi
	9: Turn SLIGHT RIGHT onto PENNSYLVANIA AVE SE.	0.2 mi
	10: Turn SLIGHT RIGHT onto 25TH ST SE.	0.3 mi
	11: Turn SLIGHT LEFT onto NAYLOR RD SE.	0.5 mi
	12: NAYLOR RD SE becomes 25TH ST SE.	0.3 mi
	13: Stay STRAIGHT to go onto ALABAMA AVE SE.	0.0 mi
	14: End at 2498 Alabama Ave SE Washington, DC 20020-2710	

Estimated Time: 53 minutes Estimated Distance: 39.75 miles